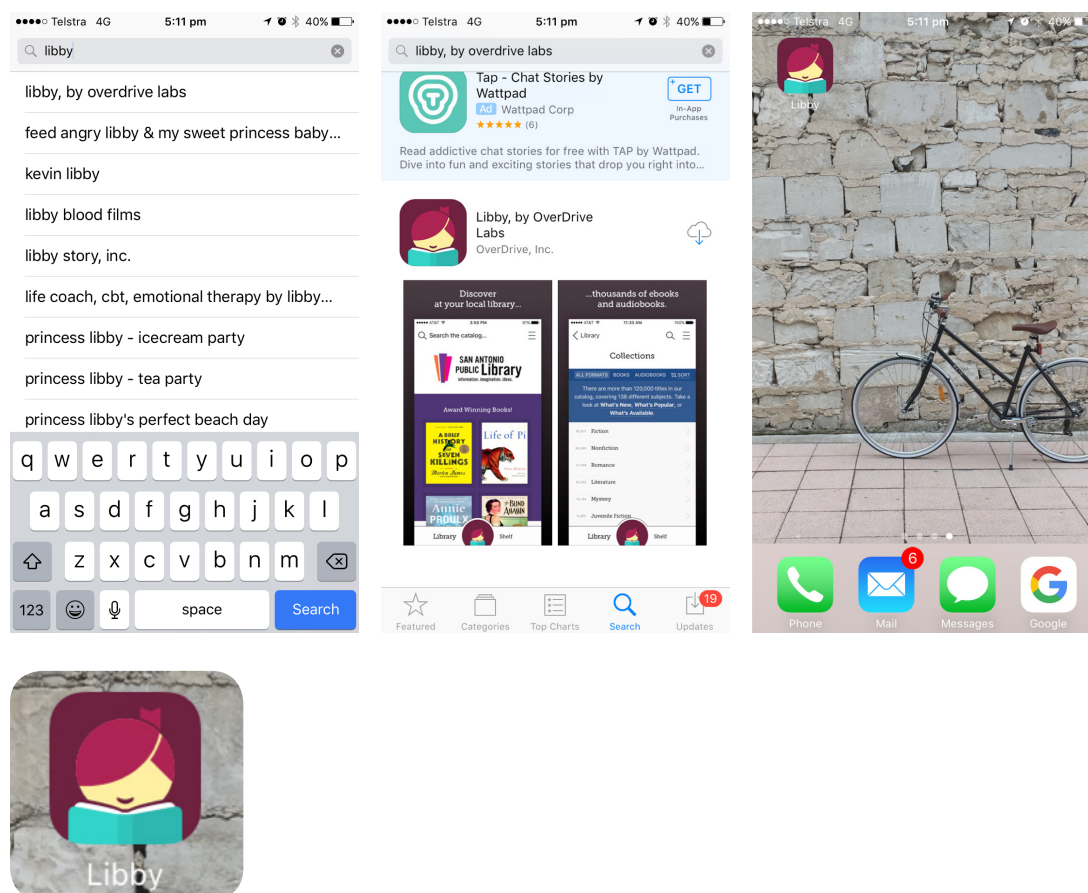


Meet Libby, a new app built with for readers to discover and enjoy eBooks and audiobooks from your library. Inspired by user and library feedback, Libby was designed to get people reading as quickly and seamlessly as possible.

Downloading Libby from the App Store (Apple) or Play Store (Android)

1. Go into the App Store (Apple) or Play Store (Android) and type in “Libby”.
2. Tap on “GET” and then follow the prompts to install.

The app will now appear on your iPads home screen. It will look like the icon below.



Registration

When you first open the Libby app, it will come up with a aqua button saying “Hi”.
Tap on this.

On the next page, use your finger to scroll down to where it says “Find My Library”. Tap on this.

It will automatically find the South Australian Public Library Services branch. Click “Yes” that this is your local library.

Next you want to tap where it says “Add Your Card”.

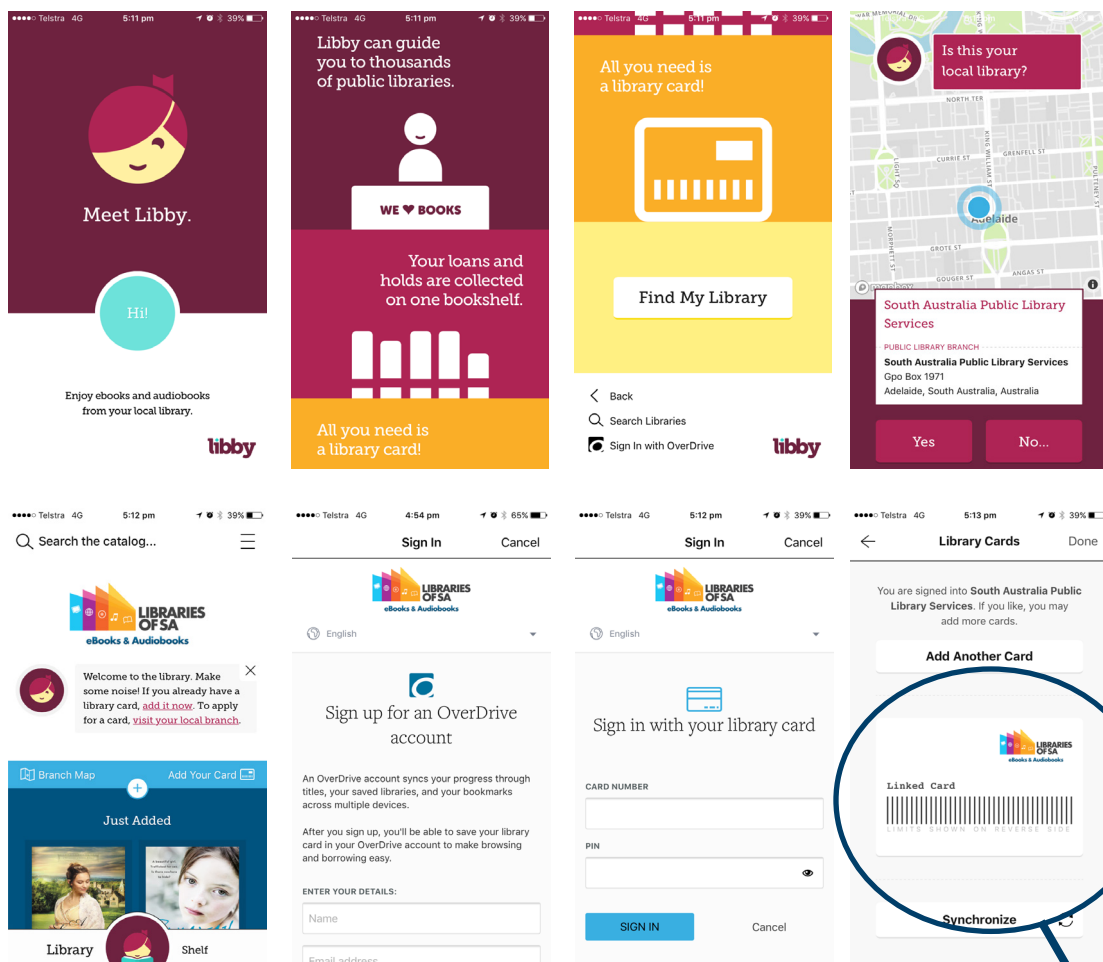
Scroll down and tap “Sign In with Overdrive”, if you already have an account, fill in your details. If you do not have an Overdrive account, tap “Sign up, it's free!” and follow the prompts.

**Libby
Overdrive**

IOS + Android

Your library card username is the “X” barcode on the back of your library card, and your PIN/Password would have been created when you created your library card.

Call the library if you cannot remember!

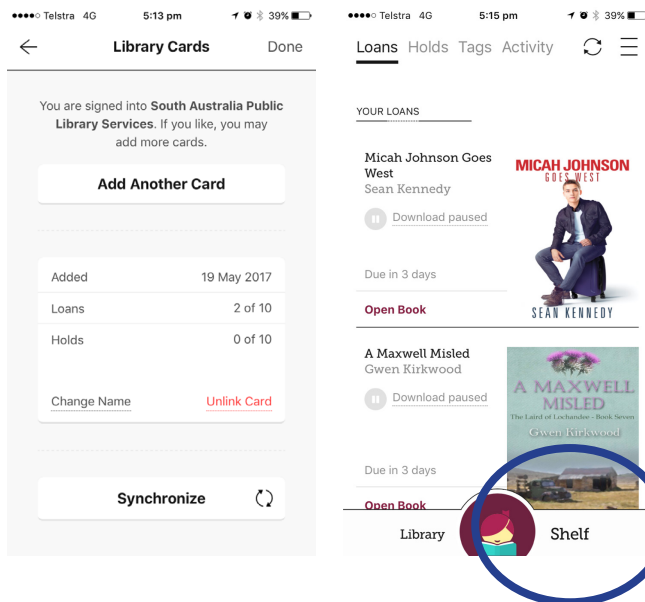


If you ever want to add another card, or unlink your card - tap on the circle picture above and follow prompts.

Your Information

If you want to see what you currently have checked out or on hold, click on the “Shelf” tab.

You can also edit your checkouts, holds and personal information.

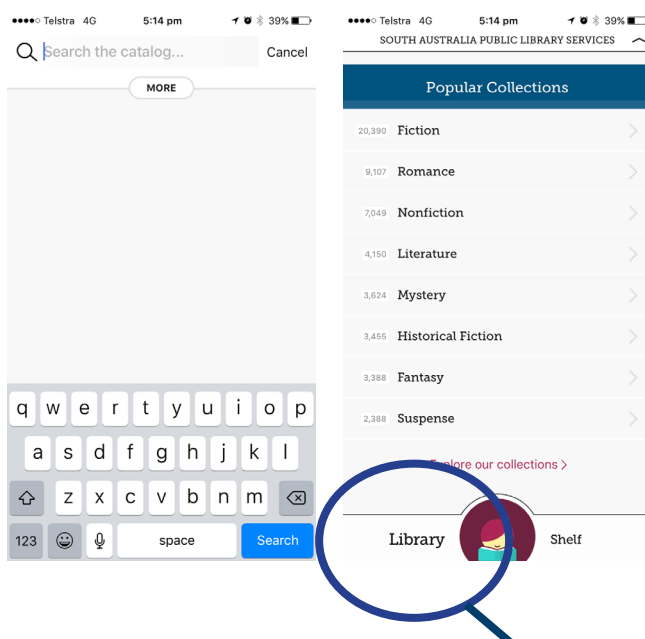


Going to the “Shelf” tab will show you what you current have on loan and on hold.

You can renew your loans here, or return them.

Finding a Book

To find a book you’d like to borrow, you can either use the search bar up the top of the screen when you’re in the “Library” tab, or scroll down to see recommended titles and genres.



Scroll down to view popular collections and recommended titles!

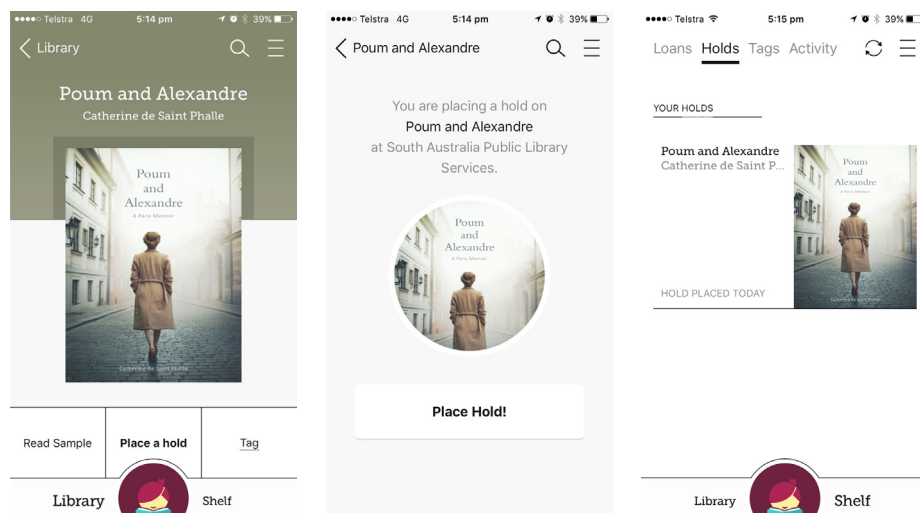
Going to the “Library” tab will let you search the catalog. You can either search a specific title, or browse by genre!

To Place A Hold

Find the book you want - click "place hold".

When the book is available for you, you will receive a notification.

You will find it then in your Libby app on the shelf!



To Borrow A Title

Find the book you want - click "borrow".

You can then choose to either keep browsing, or open the book to start reading.

The book may take a few minutes to download for you to read.

You can modify the look of the book by clicking on the "A" and following the prompts. You can change the text size and brightness.

